





Step Four:

Review Your Ballot

- After you have voted all the pages of the ballot, a Ballot Summary page appears. This allows you to review your selections. **No selection** means you did not vote in that contest




- To vote or change your vote, turn wheel until the contest you want to amend is highlighted, then press . You will return to that contest. Then you may make a selection.

- You may use the  and  buttons to review your ballot.

Step Five:

Cast Your Ballot

- When you are ready to cast your ballot, press .

- Your vote has been recorded when you see the waving American Flag.



Important!

Press



to get help!



Beverly B. Kaufman
Harris County Clerk

Instructions for Operating the e-Slate Electronic Voting Machine



Step One:

Select Your Language



1. Rotate the wheel until the language you want is highlighted in red.

English

Español

Tiếng Việt




2. Press the button to make your selection.


Step Two:

Enter Your Access Code

ACCESS CODE
Código de acceso
4192
Date: 11-07-2007
Time: 15:40:32
Place: Mesa Elementary

4			
1	2	3	
4	5	6	
7	8	9	
Back	0	Clear	

1. Turn the  wheel to highlight the first number of your Access Code.

2. Press  to choose that number.


3. Repeat for all numbers of your Access Code.

4. When the last digit in your code has been entered, you will see the first page of your ballot.


Step Three:

Make Ballot Choices

President
<input checked="" type="checkbox"/> Abraham Lincoln
<input type="checkbox"/> Alexander Hamilton



1. Turn the  wheel until your choice is highlighted in blue.

President
<input checked="" type="checkbox"/> Abraham Lincoln
<input type="checkbox"/> Alexander Hamilton

2. Press  The box to the left of your choice will turn red to show your vote.

3. The blue highlight bar will move to the next contest title.

4. Continue through the ballot until you have voted all the contests you wish to vote.

5. You may use the  or  buttons at any time to move through the ballot.

Changing your straight party choice may modify your previous selections.